

65m - 3.700kg

60m - 4.400kg

55m - 5.100kg

50m - 5.700kg

45m - 6.400kg

40m - 7.300kg

38m - 7.700kg

33m - 8.400kg

28m - 10.100kg

I

II

III

IV

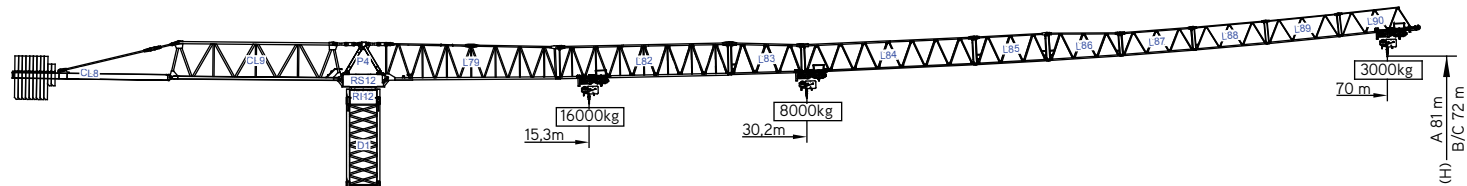
V

VI

VII

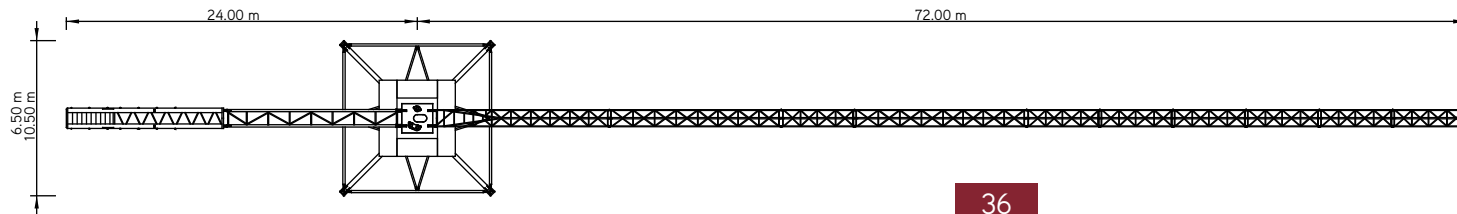
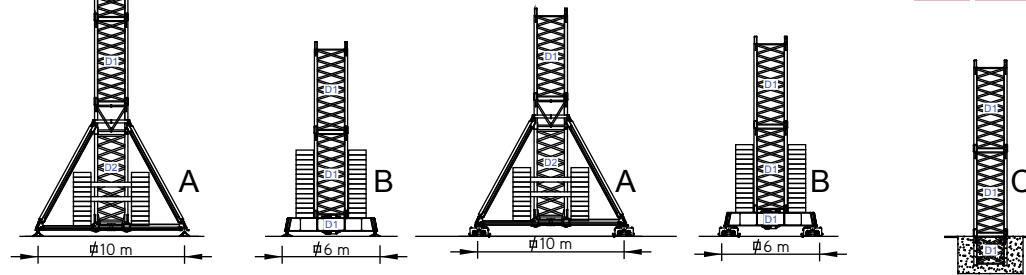
VIII

IX



Cargas.Loads.Lasten.Charges.Cargas.Carichi.Yükler.ГРУЗОПОДЪЕМНОСТЬ

Icon	Jib Section	kg/m M/KT	m	kg													
				15	20	25	28	33	38	40	45	50	55	60	65	70	
20000 kg 9x2000 + 2x1000 kg	70m L79+L82+L83+L84+L85 L86+L87+L88+L89+L90	16000	30,2 m	8000	8000	8000	8000	8000	7280	6220	5870	5130	4540	4050	3650	3300	3000
			15,3 m	16000	11940	9270	8130	6680	5620	5270	4530	2940	3450	3050	2700	2400	
20000 kg 9x2000 + 2x1000 kg	65m L79+L82+L83+L84+L85 L86+L87+L88+L89	16000	33,2 m	8000	8000	8000	8000	8000	8000	6920	6540	5720	5070	4540	4090	3700	
			16,8 m	16000	13270	10340	9080	7490	6320	5940	5120	4470	3940	3490	3100		
19000 kg 9x2000 + 1x1000 kg	60m L79+L82+L83+L84+L85 L86+L87+L88	16000	35,4 m	8000	8000	8000	8000	8000	8000	7440	7030	6160	5460	4890	4400		
			17,9 m	16000	14260	11130	9780	8090	6840	6430	5560	4860	4290	3800			
19000 kg 9x2000 + 1x1000 kg	55m L79+L82+L83+L84+L85 L86+L87	16000	36,9 m	8000	8000	8000	8000	8000	8000	7770	7340	6440	5710	5100			
			18,6 m	16000	14890	11630	10230	8470	7170	6740	5840	5110	4500				
18000 kg 9x2000 kg	50m L79+L82+L83+L84 L85+L86	16000	37 m	8000	8000	8000	8000	8000	8000	7790	7360	6450	5700				
			18,7 m	16000	14920	11660	10250	8490	7190	6760	5850	5100					
16000 kg 8x2000 kg	45m L79+L82+L83+L84+L85	16000	36,8 m	8000	8000	8000	8000	8000	8000	7770	7340	6400					
			18,6 m	16000	14880	11620	10230	8470	7170	6740	5800						
15000 kg 7x2000+1x1000 kg	40m L79+L82+L83+L84	16000	36,8 m	8000	8000	8000	8000	8000	8000	7770	7300						
			18,6 m	16000	14890	11630	10240	8470	7170	6700							
14000 kg 7x2000 kg	38m L79+L82+L83+L85+L86	16000	37,1 m	8000	8000	8000	8000	8000	8000	7700							
			18,8 m	16000	14950	11680	10280	8510	7100								
12000 kg 6x2000 kg	33m L79+L82+L83+L85	16000	33 m	8000	8000	8000	8000	8000									
			18,8 m	16000	15000	11720	10320	8400									
11000 kg 5x2000 + 1x1000 kg	28m L79+L82+L83	16000	28 m	8000	8000	8000	8000										
			18,6 m	16000	14980	11700	10100										














SGT7030TL

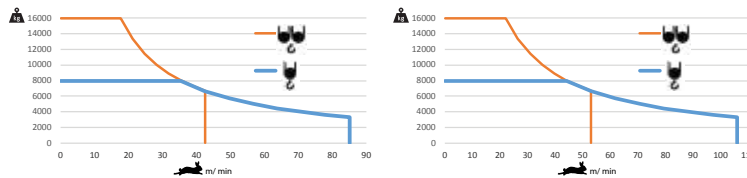
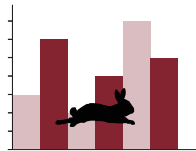
SGT 7030TL

70m - 3.000kg 16.000Kg

Características . Characteristics . Eigenschaften
Caractéristiques . Caratteristiche . Caratteristiche
Özellikler . ХАРАКТЕРИСТИКИ

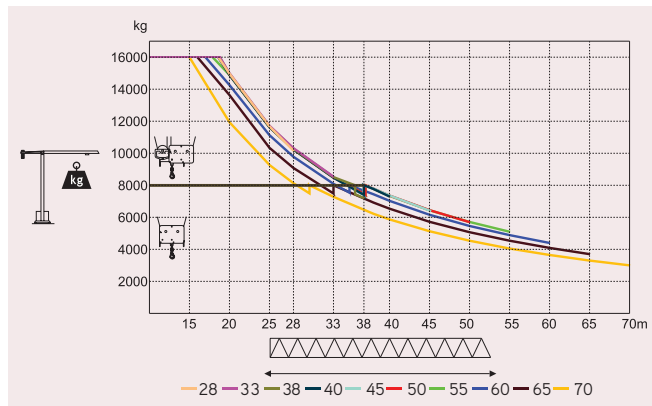

	
	0 a 1 r.p.m. 4x5 daN.m
	0 a 60 m/min 11 kW
	0-10 m/min 4x5,5 kW

			0 a 85 m/min 0 a 42,5 m/min	55 kW
			0 a 106 m/min 0 a 53 m/min	75 kW

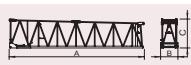
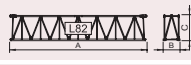
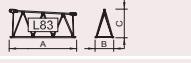
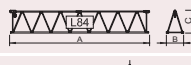

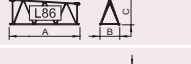
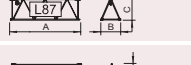
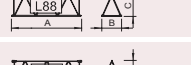
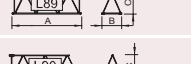




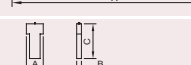
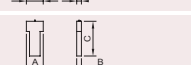

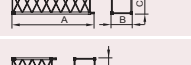
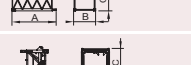
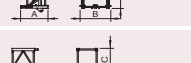
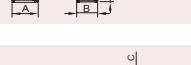
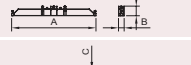
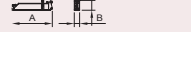


	105 kVA 400 V +- 5% (50/60 Hz)		130 kVA 400 V +- 5% (50/60 Hz)
---	-----------------------------------	---	-----------------------------------

Velocidade de elevação . Hoisting speed . Hubgeschwindigkeit . Vitesse d'élevation .
Velocidad de elevación . Velocità di sollevamento . Kaldırma hızı (m/min) .
Скорость подъема (м/мин)



Elementos . Parts . Teile . Éléments . Elementos . Elemento . Parçalar . ЭЛЕМЕНТЫ

		A (mm)	B (mm)	C (mm)	kg	Code
L79		11976	1540	2570	9300	533 70 30
L82		12000	1460	2275	3700	
L83		5275	1460	2230	1300	
L84		11970	1460	1950	2200	
L85		5210	1460	1945	800	
L86		5190	1460	1920	650	
L87		5190	1460	1610	520	
L88		5160	1460	1595	400	
L89		5140	1460	1590	350	
L90		5070	1460	1590	400	
RS12 RI12		3430	2200	2310	12500	
P4		2600	1450	1040	1800	
CL9		11745	1450	2612	5360	
CL8		10925	1430	675	2600	
CP4		1600	250	1570	2x1000 2000	704 10 00
CP5		1600	250	2950	9x2000 18000	704 20 00
TOTAL					61880	
D1		6245	2322	2322	4265	533 06 00
D1		3365	2322	2322	2580	533 06 01
D1		2300	2646	2584	2665	533 06 03
D1		2500	2322	2322	2000	533 06 02
D1		8725	800	1600	5500	633 00 01
D1		4200	380	1600	2x2775 5550	
TOTAL					11050	